



NATIONAL LEADERSHIP & SKILLS CONFERENCE

JUNE 19–23, 2023



Arizona Association Guide

Table of Contents

Conference Overview

State Director Message.....	2
Conference Preparation.....	3
Condensed Conference Agenda.....	4
Welcome to Atlanta!.....	5
Atlanta Information Directory.....	6

Conference Experience

Safety and Security Information.....	7
Conference Venues.....	8
Airline Information and Discounts.....	9
Airport Transportation Information.....	10
Limited Bus Transportation Information.....	11
Atlanta and GWCC Parking Information.....	12
Conference Attire.....	13
Atlanta Attractions and Discounts.....	14
Atlanta Restaurants.....	15

Conference Programs and Events

National Courtesy Corp.....	16
National Education Team.....	16
SkillsUSA TECHSPO.....	16
Activate, Leverage and Engage (Pre-NLSC Conferences).....	17
SkillsUSA Delegates.....	19
National Officer Election Process.....	19
SkillsUSA Academy of Excellence.....	20
SkillsUSA University.....	21
SkillsUSA Championships Information.....	22
General Sessions.....	25
Community Service Project.....	26
NLSC Advisor Summit.....	27
SkillsUSA Store.....	28

Registration Information

Scholarships.....	29
State Delegation Information.....	30
Advisor Registration Instructions.....	31
Hotel Booking Information.....	34
Advisor Best Practices.....	36

State Director Message

Dear Advisors,

Congratulations! Your chapter members have worked hard this year to attend the 2023 SkillsUSA National Leadership & Skills Conference (NLSC) in Atlanta. On behalf of our state association and board of directors, thank you for your continued work and dedication as an advisor to ensure our members develop around the SkillsUSA mission of empowering members to become world-class workers, leaders and responsible American citizens. We improve the quality of our nation's workforce through the development of SkillsUSA Framework skills that include Personal, Workplace and Technical Skills grounded in academics.

June 19-23, we will enjoy an incredible and empowering week in Atlanta, the home of NLSC. The conference offers an opportunity for every student and teacher attending — supported by our business and industry partners — to ensure America has a future skilled workforce. Competitors in the SkillsUSA Championships will represent our state as the best of the best in their respective skill areas. Delegates will conduct the business of the organization and make decisions for the future of our organization. Chapter leaders will grow and develop in the skills outlined within the Framework. Advisors will grow their toolbox through professional development sessions and networking. And all attendees will be able to interact with the industry professionals who represent the careers your students are preparing to enter.

I know you and your students will make us proud with your professionalism to help ensure we are the best possible state delegation at NLSC. This NLSC guide outlines the upcoming conference including schedules, program overviews and how to prepare yourself and your students. Please review this document carefully and reach out with any questions. We look forward to being with you in Atlanta for the 2023 NLSC!

Sincerely,

Daniel Kelly

State Director, SkillsUSA Arizona

Conference Preparation

NLSC Microsite

SkillsUSA has launched a microsite specifically to help you prepare for your trip to Atlanta. Take on NLSC like a pro and learn more about attraction and airline discounts, conference programs, safety and security, and more! Visit nlsc.skillsusa.org for more information.

Advisor Town Hall Meetings

SkillsUSA Advisors! Whether this is your first trip to the SkillsUSA NLSC, or you are a veteran of the conference, we invite you to the Advisor Town Hall on June 7, 2023, at 12 p.m. ET or 7:30 p.m. ET (choose one session as the content will be the same).

In the session, we will review the NLSC schedule, what to expect, traveling tips and best practices from experienced advisors. This Town Hall will solidify your preparations for Atlanta!

Please register for the 12 p.m. ET meeting here: [Meeting Registration - Zoom](#)

Please register for the 7:30 p.m. ET meeting here: [Meeting Registration - Zoom](#)

Road to Atlanta Emails

After NLSC conference registration closes, please check your email for our SkillsUSA Road to Atlanta email series that will be delivered to your inbox. Be sure your email is correct when registering for the conference. The information shared by email will help you and your students prepare for the conference with details about exciting conference programs and events, how to download the NLSC app, maps to navigate the area and much more. Additionally, there will be a post-conference survey to share your feedback.

Condensed Conference Agenda

Saturday, June 17

8:30 a.m. - 9:30 a.m.

Activate, Leverage and Engage Registration

9:30 a.m. - 4 p.m.

Activate, Leverage and Engage

Sunday, June 18

9 a.m. - 4 p.m.

Activate, Leverage and Engage

Monday, June 19

9 a.m. - 3 p.m.

Activate, Leverage and Engage

1 p.m. - 6 p.m.

SkillsUSA Store Grand Opening

7 p.m.

Arizona State Delegation Meeting and Dinner

Tuesday, June 20

7:30 a.m. - 5 p.m.

SkillsUSA Store Open

9:30 a.m. - 3:30 p.m.

Academy of Excellence

9:30 a.m. - 3:30 p.m.

SkillsUSA University

10 a.m. - 5 p.m.

SkillsUSA Championships

10 a.m. - 5 p.m.

SkillsUSA TECHSPO

7 p.m.

Opening Session

Wednesday, June 21

7:30 a.m. - 5 p.m.

SkillsUSA Store Open

8 a.m. - 5 p.m.

SkillsUSA Championships

8 a.m. - 5 p.m.

SkillsUSA TECHSPO

9:30 a.m. - 4:30 p.m.

Academy of Excellence

9:30 a.m. - 4:30 p.m.

SkillsUSA University

Thursday, June 22

7:30 a.m. - 2 p.m.

SkillsUSA Store Open

8 a.m. - 5 p.m.

SkillsUSA Championships

8 a.m. - 5 p.m.

SkillsUSA TECHSPO

9:30 a.m. - 4:30 p.m.

Academy of Excellence

9:30 a.m. - 4:30 p.m.

SkillsUSA University

6 p.m. - 9:30 p.m.

Champions' Festival

Friday, June 23

9 a.m. - 12 p.m.

Community Service Project

5 p.m. - 8:30 p.m.

Awards Session

9:30 p.m.

Arizona State Delegation Celebration

Welcome to Atlanta!

The SkillsUSA National Leadership & Skills Conference is the showcase of skilled trades. Quality career and technical education will be the centerpiece of the conference. Thousands of students, teachers, education leaders and representatives from hundreds of national corporations, trade associations, businesses and labor unions will join together to engage, prepare and celebrate America's future workforce. Atlanta is excited to be the home of this event.

While Atlanta is sprawling with towering buildings made of glass and steel, it is truly a city in the forest, dotted with expansive green spaces. Everyone is buzzing about the destination, including Lonely Planet. The travel experts named Atlanta as the only U.S. city included in its Best in Travel list for 2022. This urban oasis is a multi-cultural haven for residents and visitors alike yet exudes Southern hospitality. Individuals from all walks of life add to the city's charm and personality.



Atlanta began as a railroad terminus and remains a transportation hub, but with a 21st-century, global approach. Hartsfield-Jackson Atlanta International Airport is the busiest airport in the world, and 80 percent of the U.S. population lives within a two-hour flight. Visitors can roll into Downtown directly from the airport on Atlanta's public rail system, MARTA.

The recently refreshed Centennial Olympic Park is Downtown's centerpiece and is anchored by the Fountain of Rings, an everlasting reminder of the 1996 Summer Olympic Games. Next door, attractions surround Pemberton Place such as Georgia Aquarium, World of Coca-Cola and The National Center for Civil and Human Rights. Atlanta Streetcar is the city's modern-day trolley, carrying passengers from the Convention & Entertainment District to the Eastside of the city.



Sports fans have much to enjoy with a multitude of major league teams to see in action. At the state-of-the-art Mercedes-Benz Stadium, the NFL's Atlanta Falcons "Rise Up" and MLS' Atlanta United FC compete on the soccer pitch. At State Farm Arena, the NBA Atlanta Hawks take the court. For more football action, collegiate fans congregate at the Chick-fil-A College Football Hall of Fame.

Atlanta's rich history comes to life in the Sweet Auburn Historic District, once the wealthiest black community in America. The area is a focal point for the civil rights movement, as the Martin Luther King Jr. National Historical Park and Ebenezer Baptist Church are located within the district.

Beyond the city's core, Atlanta's intown neighborhoods are packed with personality. Midtown mixes elegance with culture. The Westside has become a magnet for foodies, design enthusiasts and shoppers. Buckhead blends boutiques and galleries with fabulous dining, while Little Five Points keeps it funky through bohemian grunge paired with eclectic shops and music spots.



In Atlanta, chef-run restaurants dish up modern American cuisine in strikingly beautiful spaces. Among the cutting-edge eateries are cozy diners, cafes and bistros. The ethnic mom-and-pop restaurants along Buford Highway offer menus with lots of flavor.

Atlanta welcomes more than a million international visitors each year. Seventy-one countries have representation in Atlanta through a consulate or trade office, giving it a diverse economy. From arts and culture to music and cuisine, the city is full of multi-cultural opportunities for everyone.

Atlanta sits at the intersection of Southern charm, creativity and sophistication. It is easy to fall in love with this beautiful city – its world-class attractions, award-winning dining and hidden wonders – and be inspired by the city's endless possibilities. Downtown/Midtown is the city's vibrant Downtown Convention & Entertainment District, home to world-class attractions, while the artsy Midtown neighborhood provides inspiration through food and culture.

Atlanta 360 Degree Virtual Tour

Fly through the airport or start your journey in Centennial Olympic Park, the heart of the Convention & Entertainment District. With 360ATL virtual tours, you can enjoy the beauty and excitement of Atlanta before you even arrive. Experience Atlanta with 360ATL: bit.ly/nlsc-360atl

Atlanta Information Directory

SkillsUSA has produced an Atlanta Information Directory that highlights medical services, pharmacies, grocery stores and other amenities near the conference venue and hotels. To view the directory, [click here](#).





NLSC Safety Tips



Download the NLSC 2023 App

The conference app contains important information about where and when events occur. It will also help you navigate the NLSC venues.



Always Remember Your Badge

NLSC venues use a secure badge system for all attendees. You will not be permitted to enter without your badge! Replacement badges area available in the registration hall.



Follow the Designated Walking Paths

SkillsUSA has outlined specific walking paths through Atlanta. These provide the safest path to and from the Georgia World Congress Center. You can find the walking paths in the NLSC 2023 app!



Use the Buddy System

Choose one other member in your chapter to be your "buddy" during NLSC. Do not go anywhere without your buddy! Make sure your advisor knows who your buddy is as well!



Be Observant At Your Hotel

Do not answer the door of your hotel without verifying who it is, and make sure to close the door securely once you enter the room. Always use the main entrance, especially if you're returning late at night!



Use the Atlanta Ambassadors

If you get separated from your group, need an escort, or simply have a question about where to go, give them a call or look for an Atlanta Ambassador! They are in red and blue uniforms and will be riding segways or bikes. They are trained in medical assistance and know every inch of downtown!



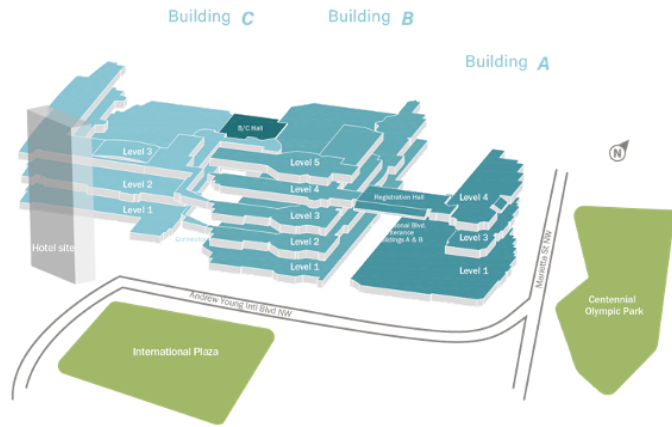
Know the Emergency Numbers

Emergency Assistance: 911
Police: (404) 614-6544
Fire: (404) 546-7000
Ambassadors: (404) 215-9600

Conference Venues

Georgia World Congress Center

The Georgia World Congress Center (GWCC), the home of the National Leadership & Skills Conference, is one of the nation's premier destinations for conventions, trade shows, film production and more. Located in the heart of Downtown Atlanta, GWCC offers 1.5 million square feet of prime exhibit space and is the world's largest LEED certified convention center. Consisting of three interconnected buildings, the GWCC offers a variety of flexible and dynamic spaces and hosts hundreds of world-class events each year. Steps from the convention center's doors, visitors will find the 22-acre Centennial Olympic Park, state-of-the-art Mercedes-Benz Stadium (home to the Atlanta Falcons and Atlanta United), the Chick-fil-A College Football Hall of Fame, and the Atlanta Hawks' recently renovated nest, State Farm Arena.



While on-site directional signage at GWCC will be plentiful, you can get familiar with this venue using this virtual tour: bit.ly/nlsc-tourgwcc

State Farm Arena

State Farm Arena will host the Opening Session and Awards Session of NLSC. The venue is home to the Atlanta Hawks and has recently been named Best New Concert Venue in the United States by Pollstar and is currently the world's first arena to earn TRUE Platinum Certification for Zero Waste.



Airline Information and Discounts

Hartsfield-Jackson Atlanta International Airport provides nonstop service to more than 150 domestic destinations.

Airport Facts

- More than 2,700 arrivals and departures daily
- Nonstop service to more than 150 domestic U.S. destinations
- World's most efficient airport since 2003 (Air Transport Research Society)
- 10 miles from Downtown Atlanta

How to Get Around the Airport

- The plane train connects all concourses underground with the Domestic and International Terminals and consists of 11 trains operating every two minutes.
- Ground transportation at the Domestic Terminal starts at the west end of the Domestic Terminal and offers shuttle bus services; taxi, limo and sedan services; transportation to the rental car center; and MARTA.

Passenger Airlines Serving Atlanta

Alaska Airlines, American Airlines, Boutique Air, Delta Airlines, Frontier Airlines, Jet Blue, Southwest Airlines, Spirit Airlines and United Airlines.

Learn more at www.atl.com/passenger-information

Delta Airlines Discounts for NLSC Attendees

Delta Air Lines is offering special discounts for NLSC attendees. Go to bit.ly/nlsc-delta23 to book your flights. You may also call the Delta Meeting Network at 1-800-328-1111* Monday–Friday, 7 a.m. to 5:30 p.m. (Central time) and refer to meeting event code **NY25Q**.

**There is no service fee for reservations booked and ticketed via the reservation 800 number.*

United Airlines Discounts for NLSC Attendees

United Airlines is offering special discounts for NLSC attendees. Go to bit.ly/nlsc-united23 to book your flights. You may also call the United Meetings Reservation Desk at 1-800-426-1122* Monday–Friday, 7 a.m. – 9 p.m. (Central time) and Saturday–Sunday, 7 a.m. – 5 p.m. (Central time) and refer to discount code **ZMUC944704**.

**Booking fees are waived for NLSC reservations.*

Airport Transportation Information

MARTA: Atlanta's Rapid Transit

Riding MARTA, Atlanta's rapid transit system, from the airport to your Downtown hotel is easy. Participants will go to the Domestic Terminal, between the north and south baggage claims. Take the Red and Gold lines to the Five Points or Peachtree Center, depending on your assigned hotel.

Tips for taking MARTA to and from Hartsfield-Jackson International Airport:

- MARTA's Airport Station is *inside* the Domestic Terminal. Travel to the Domestic Terminal, between the north and south baggage claims. Here is the domestic terminal directory: bit.ly/MARTA-TermMap
- **Take the Red or Gold lines.** They travel directly to and from the Airport Station.
- **Plan ahead (or on the go).** Use the [MARTA On the Go](http://itsmarta.com/marta-on-the-go.aspx) (itsmarta.com/marta-on-the-go.aspx) or [trip planner](http://tripplanner.itsmarta.com/planatrip.aspx) ([itsmarta.com/planatrip.aspx](http://tripplanner.itsmarta.com/planatrip.aspx)) app to get directions and see real-time train schedules.
- **MARTA's fare system uses Breeze Cards.** Purchase cards at www.BreezeCard.com ahead of time, at the Breeze Vending Machines in any MARTA rail stations or in person at the Marta Ridestore in the Airport or Five Points Stations.
 - A reloadable Breeze Card is \$2 and then \$2.50 per ride.
 - A Breeze ticket is \$1 plus the \$2.50 fare for a single ride.

Peachtree Center Station Hotels

- | | | |
|--|---|---------------------------------------|
| • Atlanta Marriott Marquis | • Hilton Garden Inn Atlanta Downtown | • Hyatt Regency Atlanta |
| • Courtyard Atlanta Downtown | • Holiday Inn Express and Suites Atlanta Downtown | • Sheraton Atlanta Hotel |
| • Embassy Suites by Hilton at Olympic Park | • Hotel Indigo Atlanta Downtown | • The American Hotel Atlanta Downtown |
| • Hilton Atlanta (Arizona) | | • The Westin Peachtree Plaza, Atlanta |

Five Points Transit Station Hotels

- | | |
|---------------|------------------------------------|
| • Home2Suites | • Omni Atlanta Hotel at CNN Center |
|---------------|------------------------------------|

Civic Center Station Hotels

- Springhill Suites

View and share this video: [Preparing for NLSC: Using MARTA from Airport to Downtown Atlanta](#)

DART Airport Hotel Shuttle

SkillsUSA has partnered with Dart Airport Transfers to offer a discounted rate for airport to hotel shuttle and private car services for SkillsUSA attendees. You will receive a discounted rate when you book online using promo code, “SKILLS23.” Visit the custom booking portal by clicking [Pick Me Up Dart](#). Please be sure to book in advance.

Airport Shuttle Service

Adults: \$20.00 each way (\$5.00 off)

Students: \$15.00 each way (\$5.00 off)

Airport Shuttle Operating Hours:

Arrival Shuttle Service – 9 a.m. – 9 p.m.

Departure Shuttle Service – 5 a.m. – 5 p.m.

For large group inquiries (40 or more passengers) or groups arriving outside of normal shuttle hours, complete a [Pick Me Up Dart Quick Quote Request Form](#) and provide details on your transportation needs and Dart will get back to you within 24-48 hours.

Conference Experience

Limited Bus Conference Transportation

SkillsUSA will provide very limited transportation during NLSC from some state association hotels to the Georgia World Congress Center (GWCC) Transportation Depot adjacent to State Farm Area. All conference hotels are within walking distance to GWCC and walking is encouraged.

Bus transportation is for participants with heavy toolboxes or equipment to carry from hotels to GWCC and for those with walking limitations. Additionally, there will be a new standby line option for those without wristbands who want to ride the bus when space is available.

Additional details about wristband usage, state allocations and the standby procedure will be shared closer to NLSC in the conference app.

Conference Experience

Atlanta Parking Information

Public parking is available throughout Downtown Atlanta. Visit the [Downtown Atlanta Public Parking Map](#) for more information.

Conference Experience

GWCC Parking Information

Car Parking

The Georgia World Congress Center (GWCC) offers convenient on-campus parking with two surface lots (Blue & Yellow) and three parking decks (Red, Orange & Green) for visitors, attendees and staff for on-site events. There are thousands of parking spaces to make visiting the GWCC convenient. Look at the [GWCC Campus and Area Maps](#) for parking location details.

Daily Parking at the Red, Orange & Green Deck and Yellow & Blue Lot is

- \$10 pre-purchase
- \$15 day-of

Multi-day parking passes available:

- 3 days parking pass – Tuesday – Thursday
- 5 days parking pass – Monday – Friday
- 7 days parking pass – Friday – Friday

Pre-purchase parking at this link: bit.ly/GWCC-Parking

Navigate to the SkillsUSA National Leadership & Skills Conference event and click 'Reserve Parking'. Note if you are renting a vehicle and do not have the license plate number, type in 123456 to bypass this field.

**Parking services has agreed to make special accommodations for our group and allow in and out privileges. Please show your printed or electronic receipt or parking pass when reentering the parking deck.*

Bus and Trailer Parking

The Georgia World Congress Center (GWCC) operates an on-site, 540,000-square-foot Marshalling Yard on Ivan Allen Jr. Blvd. adjacent to the Yellow Lot. The GWCC Marshalling Yard sits just seconds away from the GWCC loading docks and is patrolled 24 hours a day by GWCCA Public Safety officers to ensure safe access to and from the facility during the show.

Daily parking at the Marshalling Yard is \$30 when pre-purchased.

Pre-purchase parking at this link: bit.ly/GWCC-Parking.

Navigate to the SkillsUSA National Leadership & Skills Conference event and click 'Reserve Parking'.

Monday

Travel day and State Delegation Meeting

- School appropriate casual attire.

Tuesday

Career Competition Orientations/Competitions

- Competitors must wear official competition attire as outlined in the SkillsUSA Championships Technical Standards for their event to the contest orientation

SkillsUSA Academies of Excellence, Advisor Summit, SkillsUSA TECHSPO and SkillsUSA University

- Business casual attire

Opening Session

- SkillsUSA Official Attire is recommended. Business professional attire acceptable

Wednesday

Career Competitions

- Competitors must wear their official competition attire as outlined in the SkillsUSA Championships Technical Standards

SkillsUSA Academies of Excellence, Advisor Summit, SkillsUSA TECHSPO and SkillsUSA University

- Business casual attire

Thursday

Career Competitions

- Competitors must wear their official competition attire as outlined in the SkillsUSA Championships Technical Standards

SkillsUSA Academies of Excellence, Advisor Summit, SkillsUSA TECHSPO and SkillsUSA University

- Business casual attire

Champions Festival

- School appropriate casual attire with Arizona state delegation T-shirt

Friday

Career Competitions

- Competitors must wear their official competition attire as outlined in the SkillsUSA Championships Technical Standards

Awards Session

- SkillsUSA Official Attire or career competition attire. Winners not wearing this will not be allowed on stage

Atlanta Attractions & Discounts

Georgia Aquarium

Experience over 11 million gallons of awe-inspiring wonders at Georgia Aquarium, the largest aquarium in the United States. Visit and learn about whale sharks, beluga whales, manta rays, penguins, sea lions and their newest sharks. As a friend of Georgia Aquarium, SkillsUSA is offering an exclusive, online-only \$10 discount on Georgia Aquarium general admission.

SkillsUSA General Admission Discounted Price: \$32.99* (Regular price \$42.99) **Advance purchase only.*
georgiaaquarium.org/SkillsUSA

National Center for Human and Civil Rights

The National Center for Civil and Human Rights is a museum and cultural institution that connects the U.S. Civil Rights Movement to human rights challenges today. The center believes in justice and dignity for all — and the power of people to tap their own power to change the world around them.

SkillsUSA General Admission Discounted Price: \$14 (Regular price \$19.99)
Show your SkillsUSA conference badge at the door and receive discounted general admission.

Chick-Fil-A College Football Hall of Fame

The Chick-Fil-A College Football Hall of Fame is the home of all things college football. Throw a football, kick a field goal and experience 94,000 square feet of the storied tradition of college football. Enjoy more than 50 engaging and interactive exhibits. This is a shrine to the greatest to play or coach the game.

Student Ticket (with student ID): \$16.50 (Regular price \$23)

Adult Ticket: \$19.75 (Regular price \$30.25)
Show your SkillsUSA conference badge at the door and receive discounted general admission. One free adult chaperone is admitted for every 10 students.

World of Coca-Cola

Journey through the storied history of the iconic beverage brand, interact with a variety of exhibits and sample beverages from around the world. Visit The Vault where our legendary secret formula for Coca-Cola is secured. Oh, and chill with the world's bubbliest polar bear.

Regular Price Ticket: \$19

General Admission Ticket Purchase Link: worldofcoca-cola.com/plan-your-visit/ticket-information

If you are visiting as a group of 15 or more, please fill out the online reservation form at worldofcoca-cola.com/groups/form-group-reservation

Atlanta Braves Baseball Game

Watch the Atlanta Braves Major League Baseball team take on the Colorado Rockies on Sunday, June 18, at 1:30 p.m.

SkillsUSA Discounted Price: \$13

General Admission Ticket Purchase Link: fevogn.com/Skillsusa

**Be sure to purchase tickets at this link by June 4, 2023, at 11:59 p.m.*

AmericasMart Atlanta Shopping

SkillsUSA groups now have access to AmericasMart Atlanta, the wholesale trade center. This is one of the largest permanent wholesale trade centers in the world where retail buyers shop for their stores and boutiques. No business license is necessary as you will be hosted by The Sweeney Zone with access to over 100 showrooms with reduced prices on merchandise in the Cash and Carry section of Building 3. You can shop until you drop! AmericasMart Atlanta is not open on Saturday or Sunday.

Regular Price Ticket: \$34

General Admission Ticket Purchase Link: skillsusa.egnyte.com/dl/5TgoRfAWwO

Price includes a \$12 voucher toward food and beverage.

Conference Experience

Atlanta Restaurants

With more than 300 restaurants in the Downtown Atlanta area, there is something for everyone. Restaurants in Downtown Atlanta range from fast-casual spots to a more formal affair. Not only are there options at every price point, but Downtown Atlanta restaurants also showcase a variety of cuisines and cooking styles. Learn more about Atlanta's walkable Downtown restaurants by [clicking here](#).

National Courtesy Corp

The National Courtesy Corps is an elite group of high school students, college/postsecondary students, advisors and chaperones who are selected to represent their state delegation while assisting the national organization in conducting the NLSC. Courtesy Corps members work with and build a network of industry and educational experts while developing Framework skills, building friendships and having fun.

Learn more about the National Courtesy Corps, including eligibility requirements, by [clicking here](#).

National Education Team

The National Education Team (NET) assists the national technical committees in conducting and managing the SkillsUSA Championships and communicates to advisors the industry expectations for the quality of instruction and professional development in occupational areas represented in the SkillsUSA Championships. NET members may also be called upon throughout the year for their insights and expertise.

Learn more about the National Education Team by [clicking here](#).

SkillsUSA TECHSPO

As a CTE destination, the SkillsUSA TECHSPO showcases the latest technology and its application by our future workforce, teachers and experts. Over 200 exhibitors at the SkillsUSA TECHSPO are placed alongside national career competitions and leadership sessions that are shaping and celebrating our nation's career-ready students. Across three exhibition floors, interactive experiences inspire participants while industry connections are forged to enhance classrooms and develop the country's talent pipeline.

As a result of participating in the TECHSPO, the SkillsUSA mission is achieved by ensuring that participants are able to engage in meaningful, mutually beneficial exhibit booth experiences that teach students skills and knowledge related to their industry of interest and build their network of student and industry experts.

SkillsUSA TECHSPO Schedule

Tuesday, June 21, from 10 a.m. to 5 p.m.

Wednesday, June 22, from 8 a.m. to 5 p.m.

Thursday, June 23, from 8 a.m. to 5 p.m.

Activate, Leverage and Engage (Pre-NLSC Conferences)

General Information

Dates and Times

Saturday, June 17 – Monday, 19, 2023

Lunch provided daily.

Registration Information

\$165.00 per participant

Register through SkillsUSA Register

Activate for Chapter Leaders ([Additional Information](#))

Activate is a high-energy leadership conference that is open to all middle school and high school SkillsUSA student leaders. The conference focuses on developing the following SkillsUSA Framework skills for use in achieving the local program of work: Leadership, Planning, Organizing, and Management, and Teamwork.



Activate helps achieve the SkillsUSA mission by ensuring that chapter leaders can:

- Demonstrate Planning, Organizing and Management skills while engaging in a simulated Program of Work chapter activity.
- Demonstrate Leadership and Teamwork skills and dispositions while serving as a committee member/chair in a simulated Program of Work chapter activity.

Leverage for State Officers ([Additional Information](#))

Leverage is an intensive leadership conference for SkillsUSA state officers. The conference focuses on developing the following SkillsUSA Framework skills in preparation of the year of service: Leadership, Communication and Responsibility. At Leverage, state officers establish their role within their respective team, learn how to communicate effectively on behalf of SkillsUSA and dig deeper into the role of state officer.



Leverage helps achieve the SkillsUSA mission by ensuring that state officers can:

- Communicate effectively about career and technical education and SkillsUSA through the development and articulation of a SkillsUSA Framework story.
- Engage SkillsUSA members in effectively learning about career and technical education and SkillsUSA Framework skills through high-quality facilitation skills.
- Fulfill individual and team responsibilities with an understanding of individual roles and abilities on the state officer team.

Engage for Advisors [*\(Additional Information\)*](#)

Engage is a professional development conference that assists teachers and SkillsUSA advisors in elevating their teaching skills to new levels. Experiential sessions connect educators with classroom and chapter knowledge to begin planning for their upcoming school year. Teacher lesson plans and chapter activities will be more engaging and intentional than ever after this conference.



Engage helps achieve the SkillsUSA mission by ensuring that advisors and teachers can:

- Implement SkillsUSA and the SkillsUSA Framework to build a high-quality CTE program that develops highly qualified employee candidates through their classroom instruction, work-based learning experiences and SkillsUSA chapter programming.
- Demonstrate the use of a variety of new and existing SkillsUSA educational resources and programs.
- Determine professional development growth needs and develop future professional development plans to improve the quality of their CTE program.

SkillsUSA Delegates

SkillsUSA is a student-led organization, where student members are charged with the responsibility of governing the affairs associated with the organization bylaws. The SkillsUSA Delegate Program engages state-identified delegates to represent their respective state association in introducing, debating, modifying and voting upon delegate items that may include organization bylaws and the SkillsUSA national elections. Delegates receive training to develop their responsibility and decision-making skills while building their peer network throughout the delegate processes.

As a result of the SkillsUSA Delegate Program, the SkillsUSA mission is achieved by ensuring delegates are able to:

- Demonstrate Responsibility and Decision Making to make informed organizational decisions by engaging in training about parliamentary procedure and the decision-making process to execute the responsibilities of a delegate.
- Evaluate local and state needs related to career and technical education and SkillsUSA.
- Collaborate with peer delegates to analyze organizational goals, consider state-level needs and provide input that represents their state's student membership and contributes to the achievement of the national organization mission.

The Delegate Program will be held June 20-23, 2022.

Delegates can also be contestants, but schedules should not conflict.

Learn more about the SkillsUSA Delegates by [clicking here](#).

National Officer Election Process

The SkillsUSA national officer election process facilitates the election of 10 high school representatives (five at-large positions and five regional vice presidents) and five at-large college/postsecondary representatives to serve as student leaders for SkillsUSA as national officers.

Candidates engage in multiple selection interview/demonstration rounds that may occur individually or in groups. In all rounds, candidates apply their knowledge and skills applicable to the responsibilities of a national officer.

As a result of the national officer election process, the SkillsUSA mission is achieved by ensuring that national officer candidates can:

- Engage in multiple election process interview/demonstration rounds in which they will apply their knowledge and skills in ways that are authentic to and replicate the experience and duties of a SkillsUSA national officer.
- Demonstrate their ability to apply the SkillsUSA Framework Essential Element knowledge and skills through a rigorous interview process.

The National Officer Election Process will be held throughout June 2023, including the application due by June 1, at 6 p.m. ET, pre-NLSC virtual events and in-person events during NLSC.

Please see the [2023-24 National Officer Program Guide](#) for further details on the election process.

SkillsUSA Academy of Excellence

The SkillsUSA Academy of Excellence is an initiative that offers NLSC educator attendees including advisors, teachers, administrators and counselors an opportunity for a wide selection of professional development training. SkillsUSA will offer up to 30 75-minute sessions over three days to help participants develop in the areas such as:

- Comprehensive chapter management
- Educational psychology
- Mentorship
- Classroom management
- CTE
- Work-based learning
- Resource implementation
- SkillsUSA Framework

Dates: June 20-22, 2023

Sessions: Up to 40 sessions to attend
Drop-in participation format

Fee: Included in NLSC advisor registration.

Tracks include:

- New Teacher
- Experienced Teacher
- New Advisor
- Experienced Advisor
- School Administrator
- School Counselor

Academy of Excellence is an opportunity to:

- Gain and assess Framework skills
- Enhance your classroom instruction or build your instructional style
- Network with professionals in your field
- Get access to additional field-specific resources
- Receive a certificate of competition for the available skills
- Participate in raffles and prize giveaways

[Additional Information](#)

SkillsUSA University is an Academy of Excellence initiative which offers all registered NLSC attendees a chance to learn directly from industry expert practitioners and gain field-specific skills which they can later incorporate into their classroom instruction.

There is no charge to attend sessions, as this program is included in NLSC registration for advisors and students. Check the NLSC app for session dates, times and locations.

If you are a CTE educator or student, SkillsUSA University is an opportunity to:

- Gain technical skills through direct instruction provided by an industry expert in your field
- Network with others in your field
- Enhance your classroom instruction or educational experience
- Get access to additional field-specific resources
- Receive a certificate of completion for the session

If you are an industry expert, SkillsUSA University is an opportunity to:

- Share your expertise and network with other professionals in the field
- Help foster career readiness by way of developing job-specific skills in CTE classrooms
- Gain experience as a presenter during the SkillsUSA national conference
- Promote your brand

Dates

June 20-22, 2023 (Tuesday, Wednesday and Thursday)

[Additional Information](#)

For questions or more information, contact Karolina Belen at kbelen@skillsusa.org

SkillsUSA Championships Information

The SkillsUSA Championships program assesses and recognizes career and technical education students. It engages students by testing their skills against standards for entry-level workers in the skilled trades through authentic skill demonstrations. Students are evaluated by expert representatives of business, industry and organized labor. The SkillsUSA Championships program connects the work done by students at the local level to the national level through programming offered at the district, regional and state levels.

Total Career Competitions: 110 Official Competitions: 104 Demonstration Competitions: 6

COD-#	Code - Number of Competitors
Demo	Demonstration Competition
MS	Middle school competition
MS only	Middle school only competitions
HS only	High school only
	Name change

3D Visualization and Animation **VA-2**
 Action Skills **AS-1**
 Additive Manufacturing **AMF -2**
 Advertising Design **ADV-1**
 American Spirit (MS) **AM-3**
 Architectural Drafting **AD-1**
 Audio/Radio Production **RAP-2**
 Automated Manufacturing Technology **MFG-3**
 Automobile Maintenance and Light Repair (High School only) **MLR-1**
 Automotive Refinishing Technology **ART-1**
 Automotive Service Technology **AST-1**
 Aviation Maintenance Technology **AMT-1**
 Baking and Pastry Arts **CB-1** (Formerly Commercial Baking)
 Barbering **BAR-1**
 Basic Health Care Skills (HS only) **CARE-1**
 Building Maintenance **BLMT-1**
 Cabinetmaking **CM-1**
 Career Pathways Showcase
 Arts and Communications: CPSA- 3
 Arts, Audiovisual Technology and Communications
 Business, Management and Technology: CPSB- 3
 Business Management and Administration, Finance Services, Information Technology, and Marketing, Sales and Services
 Health Services: CPSC-3
 Health Science
 Human Services: CPSD- 3
 Government and Public Administration; Law, Public Safety and Security; Education and Training Services; Human Services and Hospitality and Tourism
 Industrial and Engineering Technology: CPSE-3
 Architecture and Construction; Manufacturing; Science, Technology and Math and Transportation, Distribution and Logistics
 Natural Resources/Agriculture/Food: CPSF-3
 Agricultural, Food and Natural Resources
 Carpentry **C-1**
 Chapter Business Procedure **CBP-6**

Chapter Display **DIS-3**
 CNC 2-Axis Turning Programmer **CNCT-1** (Formerly CNC Turning Specialist)
 CNC 3-Axis Milling Programmer **CNCM-1** (Formerly CNC Milling Specialist)
 CNC 5-Axis Milling Programmer **CNCX-1** (Formerly CNC 5 Axis Milling)
 CNC Programmer **PMT-1** (Formerly CNC Technician)
 Collision Damage Appraisal **CDA-1**
 Collision Repair Technology **CRT-1**
 Commercial Roofing **ROOF-1**
 Commercial sUAS Drone **DT-2**
 Community Action Project **CAP-2**
 Community Service **CS-3**
 Computer Programming **CP-1**
 Cosmetology **CO-1**
 Crime Scene Investigation **CSI-3**
 Criminal Justice **CJ-1**
 Culinary Arts **CA-1**
 Customer Service **CUS-1**
 Cyber Security **CY- 2**
 Dental Assisting **DA-1**
 Diesel Equipment Technology **DET-1**
 Digital Cinema Production **VPD-2**
 Early Childhood Education **PRE-1**
 Electrical Construction Wiring **ECW-1**
 Electronics Technology **ET-1**
 Emergency Medical Technician **MMT-2**
 Employment Application Process **EAP-1**
 Engineering Technology/Design **ENG-3**
 Entrepreneurship **ENTR-4**
 Esthetics **EST-1**
 Extemporaneous Speaking (MS) **ES-1**
 Facilitator – Leadership in Facility Management **FM-1**
 Firefighting **FF-1**
 First Aid/CPR **CPR-1**
 Graphic Communications **GC-1**
 Graphics Imaging Sublimation **GIS-1**
 Health Knowledge Bowl **BOWL-4**
 Health Occupations
 Professional Portfolio **HOPP-1**
 Heating, Ventilation, Air Conditioning and Refrigeration **HVAC-1**
 Heavy Equipment Operation **HEO-1**
 Industrial Motor Control **MOTR-1**
 Information Technology Services **CMT-1**
 Interactive Application and Video Game Development **IAGD-2**
 Internet Of Things (IoT) Smart Home **RSI-1**
 Internetworking **WORK-1**
 Job Interview **JL-1**

Job Skill Demonstration A (MS) **JSDA-1**
 Job Skill Demonstration Open (MS) **JSDO-1**
 Marine Service Technology **MT-1**
 Masonry **M-1**
 Mechatronics **MECH-2**
 Medical Assisting **MA-1**
 Medical Math **MM-1**
 Medical Terminology **MTM-1**
 Mobile Electronics Installation **MEI-1**
 Mobile Robotics Technology (MS) **MRT-2**
 Motorcycle Service Technology **MST-1**
 Nail Care **NAIL-1**
 Nurse Assisting **NA-1**
 Occupational Health and Safety: Multi. **OHSM-3**
 Occupational Health and Safety: Single **OHSS-3**
 Opening and Closing Ceremonies (MS) **OCC-7 up to 9**
 Outstanding Chapter (MS) **OUT-3**
 Photography **P-1**
 Pin Design (State Conference) (MS) **PIN-1**
 Plumbing **PLB-1**
 Power Equipment Technology **PET-1**
 Practical Nursing **PN-1**
 Prepared Speech (MS) **PS-1**
 Principles of Engineering/Technology **PT-1**
 Promotional Bulletin Board **BB-3**
 Quiz Bowl **QUIZ-5 up to 7**
 Related Technical Math **RTM-1**
 Residential Commercial and Appliance Technology **MAT-1**
 Restaurant Service **FBS-1**
 Robotics and Automation Technology **RAT-2**
 Robotics: Urban Search and Rescue (MS) **USR-2**
 Screen Printing Technology **SP-1**
 Sheet Metal **SM-1**
 T-shirt Design (State) (MS) **TSD-1**
 Team Engineering Challenge (MS only) **ETC-3**
 TeamWorks **TW-4**
 Technical Computer Applications **TECH-1**
 Technical Drafting **TD-1**
 Telecommunications Cabling **CAB-1**
 Television (Video) Production **TV-2**
 Video News Production **TVN-4** (Formerly Broadcast News Production)
 Web Design and Development **WEB-2**
 Welding **W-1**
 Welding Fabrication **WF-3**
 Welding Sculpture **WS-1**

Competition Updates

All competition updates will be posted on the national SkillsUSA website to provide members with the latest information about competitions, themes, contest clarifications, professional development test study guides, national competitor online submission and testing requirements, and more. A competition update covers anything that is not listed in the official SkillsUSA Championships Technical Standards and that a competitor and/or advisor needs to be aware of and bring and/or complete for the national competition. State-specific competition updates are not published on the national website. [Competition Updates](#)

Request for Accommodation

SkillsUSA is committed to providing equal access during our national conference. Please use this form to request accommodation or assistance for national contestants at NLSC. Our staff will review each request and contact the requestor if additional information is needed to provide services. Please submit all requests by June 1, 2023.

This form should be used for national contestants or participants who:

- Require the assistance of another person at the orientation meeting and/or during the competition (submit this form along with the official contestant registration form)
- Have a disability that may require adaptations or accommodations
- Have hearing impairment and will need the support of a sign language specialist for the contest orientation, beginning of the contest and/or the debriefing. If a signer is needed for longer intervals or for the whole day, SkillsUSA will work with state SkillsUSA directors on an individual basis
- Have food allergies, diabetes or other health concerns or conditions
- Use a wheelchair, walker or crutches
- Require a translator due to a language barrier (note: individual chapters must cover the cost of translation services, if needed)

[National Competitor Request for Accommodation Form](#)

Deadline: Submit all requests for accommodation no later than June 1, 2023.

If you have questions, please contact Tracy Whitehead twhitehead@skillsusa.org

Professional Development Testing

Professional development testing will be conducted pre-conference via the SkillsUSA Online Testing Platform.

Offering this as a pre-conference test alleviates test administration duties from state directors while also providing student competitors the opportunity to take the test at a time and location that is most productive for them. This national online testing process will be published on May 1 to the [Competition Updates](#) webpage. To avoid any potential confusion between state and national online testing requirements the competition updates currently notify that the national online testing process will be updated on May 1.

Competitors registered by May 8 will receive testing credential information on how to access their exam(s) on or before **May 23**. Registered competitors will receive an email to the **email address affiliated with NLSC conference registration** with their assigned username, password and login URL. In addition to this information being emailed directly to competitors, user credentials for all registered competitors from your state association will be emailed to the state director. State directors will disseminate this information to advisors to ensure that all competitors can access their online test. The SkillsUSA Customer Care Team can assist advisors and students with gaining access to testing accounts. The Customer Care Team can be contacted by email at customercare@skillsusa.org or by phone at (844) 875-4557.

Please encourage your competitors to take this assessment, as it is worth **2.5% of their total overall score**. For leadership and occupationally related competitions, the Professional Development Test may be selected as a knowledge exam. If selected as a competition's knowledge exam, the number of points allowed will not exceed **15% of the total possible points** and will be determined by the technical committee.

All Professional Development Tests must be completed by 5 p.m. ET on Friday, June 9, to be scored. Failure to complete the test by this deadline will result in a score of zero for that portion of the competition scorecard.

As a reminder, Action Skills, Building Maintenance, Community Action Project, Employment Application Process, and all middle school competitors are not required to complete the Professional Development Test and will thus not be enrolled in a test.

Limited Online Competition-Specific Written Knowledge Test

This year, SkillsUSA is excited to be running our second pilot program designed to assess the feasibility of online, pre-conference technical assessments. **This pilot program will be conducted with competitors from: Quiz Bowl, TeamWorks and Welding.**

In addition to their Professional Development assessment, competitors from these three competitions will also have a Technical Assessment for their competition loaded into their online testing account. These competition tests must also be completed by **Friday, June 9**, to provide SkillsUSA and the national technical committees time to tabulate scores. SkillsUSA will communicate this deadline to all competitors in these competitions via email.

Testing for students added/substituted

Please email all substitutions and additions to Daniel.Kelly@azed.gov. Any students who have been added to your registration should take the required online test(s) on **Wednesday, June 21**, between 4:30-6:30 p.m. ET. Anyone needing to test on Wednesday, June 21, must **bring their own device** that can connect to an Internet web browser (i.e., laptop, tablet, or cell phone).

Cell phones are allowed — but not recommended — due to the smaller screen.

National Competitor Online Testing Timeline:

- **May 1:** National online testing process published on the [Competition Updates](#) webpage
- **May 8:** NLSC registration closes
- **May 23:** National competitor test credential emails go out. Competitor email addresses entered in registration **MUST** be accessible year-round.
- **May 23 - June 9:** National competitor online testing window
- **June 9:** Deadline for national competitors to complete online test(s) at 5 p.m. ET
- **June 21:** National competitor substitution testing 4:30-6:30 p.m. ET

Competition Material Shipping Resources

[Competition Materials Shipping Instructions](#)

[Competitions Materials Move-In/Move-Out Instructions](#)

General Sessions (Opening and Awards Sessions)

**The below session runs-of-show are tentative and subject to change as session schedules are finalized.*

Opening Session | Tuesday, June 20, at 7 p.m.

SkillsUSA Official Attire or career competition attire is recommended. Business professional attire acceptable.

The Opening General Session is the kick-off event of the annual National Leadership & Skills Conference. This experience engages attendees with high-energy, participatory and recognition components that set the tone for the week-long conference.

- Pre-Session
 - CareerSafe Safety Video Presentation
- Opening Ceremony
- National Anthem
- National Officer Welcome
- Advisor of the Year
- Honorary Life Membership
- Hall of Champions Award
- Session Sponsor Welcome
- Courtesy Corps Recognition
- State of the Association Address
- NLSC Pin and T-Shirt Design Recognition
- Keynote Speaker

Awards Session | Friday, June 23, at 5 p.m.

SkillsUSA Official Attire or career competition attire. Winners not wearing approved attire will not be allowed on stage and will receive their medallion off-stage.

The culminating experience of the National Leadership & Skills Conference is the closing Awards Session which serves to recap the entire NLSC experience. This high-energy session will recognize the accomplishments of the attendees who participated in NLSC activities including the SkillsUSA Championships, National Officer Election Process and more. Attendees will leave the conference inspired to achieve greatness in their own leadership roles within the organization and with a spirit celebration for self and others.

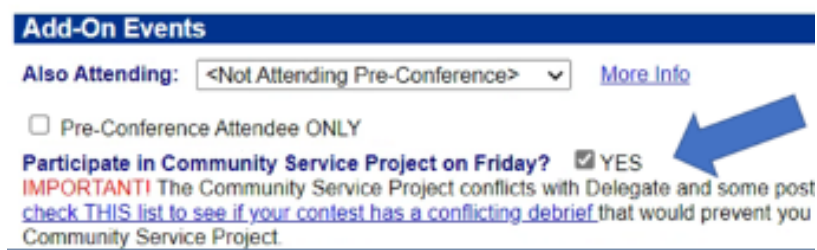
- Pre-Session
 - Red Carpet Event
- Session Welcome
- Session Sponsor Welcome
- SkillsUSA Championships Medal Presentations
- Models of Excellence Announcement
- Community Service Recognition
- NET/Technical Committee Recognition
- National Officer Tribute
- National Officer Election Announcement
- Conference Recap Video
- 2023-2024 Membership Theme Unveiling

Community Service Project

On Friday, June 23, at the National Leadership & Skills Conference, SkillsUSA students will apply their skills and provide service to the Atlanta community by participating in the SkillsUSA “Build Skills – Do Good – Complete the Cycle” community service project. The student participants will assemble bikes to be presented to local children.

The day of service will begin with a kickoff rally for attendees and business partners at 9 a.m. in the Georgia World Congress Center. From 9:30 a.m. to 12 p.m., students will work in teams to apply their skills and carefully construct two children’s bicycles. This will be a fantastic ending to conference week as 400 students, advisors and partners work to give back to the Atlanta community.

Students and advisors who want to register for the Community Service Project will do so in SkillsUSA Register. Under “Add-On Events,” users will click the “Yes” button next to the question “Participate in Community Service Project on Friday?”



Additional details about the service project will be provided before NLSC on the SkillsUSA website. We look forward to your state’s participation in the NLSC Community Service Project!

NLSC Community Service Sock Drive

The Need

Atlanta is an incredible city known for mouth-watering fried chicken, exciting museums and of course, southern hospitality. At the 2023 NLSC, we have an opportunity to showcase that hospitality to those who need it most: Atlanta's homeless population.

Socks are one of the most requested clothing items at homeless shelters. The reason for this is that socks are not often donated, and when they are, they are typically unable to be sanitized and used. NLSC attendees have an opportunity to provide a local Atlanta charity with a plethora of free, new socks to gift to people in need. The impact of this giving opportunity to showcase support for the homeless population in Atlanta will be immeasurable.

The Challenge

This is a SkillsUSA chapter vs. SkillsUSA chapter challenge! Throughout NLSC week, chapter members will have opportunities to drop packages of new socks into donation boxes stationed throughout the Georgia World Congress Center. Through a sock donation tracking system, we will follow the number of socks donated by the chapter. At the end of the week, all socks will be collected and donated to a local Atlanta charity. The chapter that donated the most socks will be recognized on stage at the Awards Session!

Your Role

We need your help in encouraging chapter members to get excited about giving back! If each NLSC attendee brings a new pack of socks we could potentially donate over 12,000 pairs! Promotional material and further details regarding the NLSC Community Service Sock Drive will be heading your way in the coming months. Let's work together to leave a positive and lasting impact in our host city...one sock at a time!

Conference Programs and Events

NLSC Advisor Summit

The new NLSC Advisor Summit is an immersive professional development experience held concurrently with the National Leadership & Skills Conference (NLSC) that is designed exclusively for SkillsUSA advisors. Learning events include Academy of Excellence and SkillsUSA University as well as a kick-off function, guided SkillsUSA Championships and SkillsUSA TECHSPO tours, educational resources and raffles as well as a continuum plan for learning after the conference is over. The NLSC Advisor Summit is a unique way to experience NLSC for professional members who do not prioritize accompanying students for career competitions and want to focus on their growth as CTE instructors and SkillsUSA leaders.

Program Objectives: As a result of attending the NLSC Advisor Summit, the SkillsUSA mission is achieved by ensuring that advisors and teachers can:

- Participate in Academy of Excellence and SkillsUSA University sessions specific to the advisor's career cluster
- Experience a guided tour of the SkillsUSA Championships and SkillsUSA TECHSPO
- Attend two exclusive Advisor Summit sessions that will assist in an orientation of NLSC and post-NLSC strategic planning
- Experience all other NLSC registration events and activities

Fees: The only cost is the NLSC registration fee - there are no additional fees.

Dates

- Monday, June 12, 2023, at 2 p.m. ET: Know Before You Go: Virtual Introduction to the NLSC Advisor Summit (calendar invite sent after registration closes)
- Dates of the NLSC Advisor Summit: Tuesday, June 20 to Saturday, June 24, 2023

To Register: Attendees should register on the SkillsUSA registration site.

Additional Information: [NLSC Advisor Summit Promotional Video](#)

Stay informed! Fill out our interest form: [NLSC Advisors Summit 2023](#)



SEE YOU IN ATLANTA WITH AN
Exclusive On-Site Only
CONFERENCE COLLECTION!



STORE HOURS:

Monday, June 19, 2023 - SkillsUSA Store Grand Opening
1 - 6 p.m.

Tuesday, June 20, 2023
7:30 a.m. - 5 p.m.

Wednesday, June 21, 2023
7:30 a.m. - 5 p.m.

Thursday, June 22, 2023
7:30 a.m. - 2 p.m.

★ ★ ★ ★ ★ ★ ★ *Event Alert:* ★ ★ ★ ★ ★ ★ ★

Get ready for an Exclusive Pin Trading Pop-Up Event on Tuesday, June 20th, 2 - 3 p.m.
Location: Near the Food Court in BC Hall.

Scholarships

Numerous college/postsecondary scholarships are available to active members of SkillsUSA through SkillsUSA and our partners. Financial assistance to attend national SkillsUSA events is also offered. SkillsUSA student eligibility varies by scholarship. Members can view detailed information about available scholarships and apply for scholarships at the link below:

www.skillsusa.org/membership-resources/scholarships-financial-aid

Advisors and students are encouraged to contact Megan Flinn at mflinn@skillsusa.org for more information.

State Delegation Information

State Delegation Meeting Days and Times

Arizona State Delegation Meeting and Dinner

Monday, June 19, 2023

7 p.m.

Hilton Atlanta

Arizona State Celebration

Friday, June 23, 2023

9:30 p.m.

Hilton Atlanta

State Hotel Information

Hotel: Hilton Atlanta

Hotel fees: \$188 per room, per night (+16.5% tax, +\$5 hotel tax)

All attendees MUST stay at this hotel and book through the link we provide. Payment for the hotel is payable to:

SkillsUSA Arizona

PO Box 1440

Owasso, OK 74055-1440

[Hotel Information Guide](#)

Registration Fees

\$400 per attendee (includes state and national registration fees)

How to register: Go to www.skillsusa-register.org/Login.aspx to register for the conference and make your hotel reservations. More detailed instructions are found in the following section of this guide.

Registration deadline: May 8, 2023, at 11:59 p.m. PT.

Who to Contact

For any questions, contact Daniel Kelly at (602) 542-5565 or Daniel.Kelly@azed.gov

Advisor Registration Instructions

Register contestants, student participants, parents or anyone requiring a badge for entry to the general sessions including the Opening and Awards Sessions, access to the SkillsUSA conference floor and educational workshops.

Log-on to the conference registration site using your advisor log-on credentials to register attendees for the National Leadership & Skills Conference (NLSC): www.skillsusa-register.org/Login.aspx. Only the advisor or school personnel should be registering attendees. Below is a short description of the registrant types.

Registrant Types

- **Contestants:** All students competing in a career competition should register in this category. This includes interview contestants for American Spirit, Chapter Display, Promotional Bulletin Board, Occupational Health and Safety and Outstanding Chapter
- **Advisors:** SkillsUSA advisors or educators attending the conference.
 - National Education Team and Courtesy Corp Volunteers: Register on the volunteer site. An invitation with the link will be sent by the national Championships team. Do not register as an advisor or a student on the site that paid participants register on.
- **Administrator (NEW):** Principal, Assistant Principal, Counselor, Chancellor, Dean, President, Vice President, Director, Department Head, CTE Director or any other administrator
- **Participant:** Chapter members, state officers and delegates. Students who are models for Esthetics or Nail Care and who are back-ups to competitors should also register in this category.
- **Models of Excellence:** Participants who have been notified by the SkillsUSA national office that have achieved the highest honor of the Chapter Excellence Program should register in this category. These registrants will be interviewed as Models of Excellence at NLSC.
- **Guest:** Chaperones, family members and other attendees not listed above who wish to attend the entire conference and State Farm Arena sessions.
- **Children:** Tickets for entertainment venues, or any event not mentioned in the children's registration descriptions below **are not** part of the child's registration. These admissions can be purchased separately onsite.
 - **Child — Free Registration (ages 10 and under)** Registration includes access to the conference floor at the Georgia World Congress Center. Admission to general sessions at State Farm Arena are not included. Purchase the Child Session Pass to include admission to the general sessions.
 - **Child Session Pass – Paid Registration (ages 10 and under)** Registration includes access to the conference floor at the Georgia World Congress Center, Champions Festival, and admission to the general sessions at State Farm Arena.

Children ages three and under may sit on an adult's lap at the State Farm Arena general sessions at no charge. A separate seat is not reserved. Purchase a Child Session Pass to reserve a seat for children ages three and under.

Register for Conference

Contestants must be registered SkillsUSA members by March 1 to compete at nationals and school membership invoices must be paid before contestants can register.

- Log-on to the registration site and click the tab Conference>My Registrations.
- Select the event SkillsUSA National Leadership & Skills Conference in the filter event drop-down menu.
- Participants previously registered for past conferences: Click the button Look Up Previous Regs at the bottom of the screen to locate registrations from a previous conference and quickly register for NLSC. *NOTE: This feature will only work if all membership invoices are paid in full for your school.*
- Click the Add Registrant button at the top of the screen to manually register new attendees. Follow the prompts. Be sure to select registered members from the drop-down name list. Only manually type names of attendees who are not members at the school.

In individual registration records:

- If applicable, select a pre-conference or the Advisor Summit event in the Add-On Events section.
- The advisor is responsible for providing the Code of Conduct to students and other attendees they register. Read the agreement in the Attestation section and check the box I agree. See the Conference Registration Liability and Release Form section for instructions on how to display and print the Code of Conduct Agreement.
- Once names are added and individual registration records are completed click the **Submit Registration** button to validate your registration information and to issue an invoice. **NOTE:** Once a name is added to the site, they are considered registered regardless of whether the Submit Registration button was clicked. Be sure to advise your state director before the registration deadline of anyone who is no longer attending.

Conference Registration Liability and Release Form

Once the name is registered; click the FORM link that is displayed to the left of the name and ensure all fields are completed. It is critical to provide accurate birth dates for contestants, onsite emergency contacts for all participants, and complete the Americans with Disability Act and food allergies sections if applicable. We recommend you print the Conference Registration Form and have the participant verify the information is accurate.

- A blank Registration, Liability and Release Form can be printed ahead of time and given to the participant to fill out or have a parent sign. Click the tab Conference>[Conference Liability and Release Form](#). The form should then be returned to the advisor or designated school person to enter the data on the website as mentioned above.
- Home addresses: You must provide a home address for contestants. Contest awards and corporate gifts are mailed to home addresses.
- Emergency contact information is required for all participants.

Name Badges

- **Name badges must be worn to be admitted to all NLSC functions.** Please remind your students to remember to have their badge before leaving the hotel to avoid a return trip back to the hotel.
- Please do not attach pins directly to name badges. Please attach pins to lanyards.

Drop and Refund Policy

Schools are responsible for paying for all registrants that cancel after the registration deadline. Drops made after the deadline are not eligible for a refund/credit.

Commonly Asked Questions and Answers

- **How can I print a report of my NLSC registration?** On the conference registration website, click the tab Conference>Export to Excel. You may also print a report of Emergency Contacts and a Registration Summary of your school's registrations.
- **Where do we send our money?** Money collected for all registration fees should be sent to SkillsUSA Arizona at PO Box 1440, Owasso, OK 74055-1440. The national headquarters collects conference fees from the state association office. Payment instructions will print on the invoice, or contact your state SkillsUSA director for more information.
- **Why can't I view all my school's participant records?** To view all records of your school participant(s), you must own them (you created the record). If you are responsible for registering everyone, we can give you "rights" to all the records. Please call our Customer Care Team at 844-875-4557 to request school administrator rights.
- **Why can't I get the record to save?** Look for red typed script at the top of the screen that indicates the problem. Example: **Date of birth must be entered as: MM/DD/YYYY (with a 4-digit year).** Ensure you answer all the questions in the registration form to reduce these types of errors.
- **Why can't I enter my participant in a contest?** To enter a contest, you must select the Registration Type>Contestant. The contestant must be a registered member by March 1 and the school invoice must be paid.
- **What is the Submit Registration button?** This button is used to validate the information in each individual registration record and will issue an invoice. Once a name is added to the site, they are considered registered regardless of whether the Submit Registration button was clicked.
- **Who do I email regarding my state delegation costs, registration, hotel and transportation questions?** These calls should be directed to Daniel Kelly at Daniel.Kelly@azed.gov.
- **What is the deadline to register for the conference?** May 8, 2023, at 11:59 p.m. PT.
- **Who do I call for help with registration?** Customer Care Team at 844-875-4557 or email CustomerCare@skillsusa.org

Hotel Booking Information

Hotels will be booked using the Cvent Passkey system through HPN Global. HPN's professional housing team will partner with you to streamline and automate the reservation booking process for SkillsUSA NLSC.

1. Launch the Passkey dashboard to book hotel rooms from SkillsUSA Register (register.skillsusa.org). Click the tab Conference>My Registrations. Select the NLSC event and click the button "Hotel Reservations."

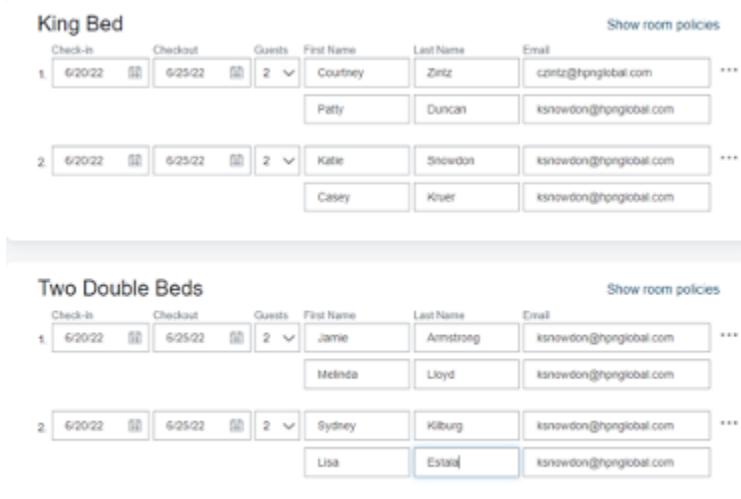
2. Select check-in and check-out dates. Enter the number of rooms you need. Enter the average number of guests per room. Click "Search". Click "Select" next to your assigned hotel.

3. Next, enter the # of rooms you need for each room type and click "Select". Passkey will show a warning message if you enter in too many or too few rooms. Booking Contact Information – as the lead of the group reservation, this is where you put your information. Be sure to use your school's address versus your personal address and include your school's name. The information provided on this page will be used to populate all the rooms in the reservation.

- Now we are at the section where you will complete your rooming list. It is required that you provide all names on all reservations. Hint: use the Tab key to go to the next name. During this step, please leave your email address next to each student's name. This ensures that all reservation information is only sent to you.

Clicking on the *** ellipsis icon next to a guest entry will give you the option to:

- View and edit the guest details such as length of stay and other personal information
- Remove the room from the reservation



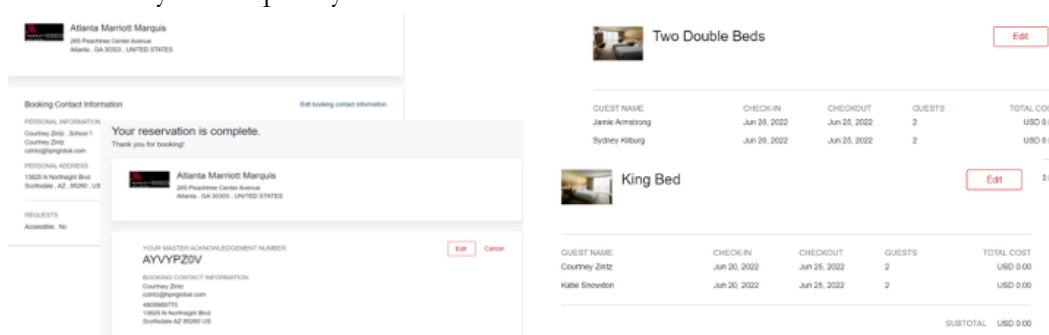
King Bed Show room policies

	Check-In	Check-Out	Guests	First Name	Last Name	Email	
1	6/20/22	6/25/22	2	Courtney	Zintz	cztz@hpnglobal.com	***
				Patty	Duncan	ksnowdon@hpnglobal.com	
2	6/20/22	6/25/22	2	Katie	Snowdon	ksnowdon@hpnglobal.com	***
				Casey	Kiwer	ksnowdon@hpnglobal.com	

Two Double Beds Show room policies

	Check-In	Check-Out	Guests	First Name	Last Name	Email	
1	6/20/22	6/25/22	2	Jamie	Armstrong	ksnowdon@hpnglobal.com	***
				Melinda	Lloyd	ksnowdon@hpnglobal.com	
2	6/20/22	6/25/22	2	Sydney	Kilburg	ksnowdon@hpnglobal.com	***
				Lisa	Estal	ksnowdon@hpnglobal.com	

- Review all the reservation details and make any last-minute changes to them. Accept the terms and conditions by checking the box next to them. A master acknowledgement will arrive in your email moments after you complete your reservations.



Atlanta Marriott Marquis
385 Peachtree Center Avenue
Atlanta, GA 30303, UNITED STATES

Booking Contact Information Edit booking contact information

PERSONAL INFORMATION
Courtney Zintz - School 1
Courtney Zintz
cztz@hpnglobal.com

PERSONAL ADDRESS
13822 N. Houghton Blvd
Scottsdale, AZ 85260, US

REQUESTS
Accessible: No

Your reservation is complete.
Thank you for booking!

Atlanta Marriott Marquis
385 Peachtree Center Avenue
Atlanta, GA 30303, UNITED STATES

YOUR MASTER ACKNOWLEDGEMENT NUMBER
AYVYPZ0V Edit Cancel

BOOKING CONTACT INFORMATION
Courtney Zintz
cztz@hpnglobal.com
480289775
13822 N. Houghton Blvd
Scottsdale, AZ 85260, US

Two Double Beds Edit

GUEST NAME	CHECK-IN	CHECK-OUT	GUESTS	TOTAL COST
Jamie Armstrong	Jun 20, 2022	Jun 25, 2022	2	USD 9.00
Sydney Kilburg	Jun 20, 2022	Jun 25, 2022	2	USD 9.00

King Bed Edit

GUEST NAME	CHECK-IN	CHECK-OUT	GUESTS	TOTAL COST
Courtney Zintz	Jun 20, 2022	Jun 25, 2022	2	USD 9.00
Katie Snowdon	Jun 20, 2022	Jun 25, 2022	2	USD 9.00

SUBTOTAL USD 9.00

Keep In Mind (Helpful Hints)

- When a reservation is created through the Group Booking Workflow on the website, rooms cannot be added to it. If you need additional reservations, you can make a new reservation via Passkey. The new reservation(s) would have a separate master acknowledgement number.
 - If you are making more than one reservation, please utilize Passkey via your desktop verses mobile app.
 - Have all attendee names and roommate assignments together prior to starting the housing process.
- All student names are required to be put into Passkey.**

Technical Support

Passkey Technical Support: SkillsUSANLSC@HPNGlobal.com | (480) 998-9770 Ext: 2

Advisor Best Practices

Conference week will really fly by but try to take in as much as possible. This conference provides something for everyone. Best practices: Meet as many people as you can. Get contact information or connect on social media. You will meet fellow advisors who have great ideas; you will meet industry personnel who can advise you. You will meet national staff who are prepared to help you become the best SkillsUSA advisor you can be. And it all starts with a simple hello!

Set yourself and your students up for success by following these best practices:

- **Discuss NLSC with Your School Administrator or CTE Director:** Seeking support for you and your students to attend NLSC is a critical step. Schedule a meeting to discuss budget and travel policies. Create a planned budget of expenses to share during the meeting. Include the cost of registration, travel, meals, shipping (if applicable) and try to plan for some fun extras if possible. (Your school may not provide all these items, but there may be organizations in the community willing to help offset those costs.) We encourage you to consider bringing along future chapter leaders and another advisor for professional development.
- **Connect with Student Families:** Meet with your student(s) and their families. This step is crucial! Don't assume that your student is communicating needed information to parents/guardians. This meeting should be done after you meet with your administrator so that finances can be discussed. Make sure that your students' family understands that even though NLSC is in June, it is a school event and all policies and procedures will still be followed. (This is true even if the student has graduated from high school prior to attending NLSC.) Review the travel itinerary and hotel arrangements with the family. Be candid about costs. If your student is expected to pay for food, baggage fees, mementos and clothing, give them a reasonable amount of money to plan for.
- **Preparing a Competitor for NLSC:** First and foremost, review the SkillsUSA Championships Technical Standards competition guidelines, which is located in Absorb in the Professional Membership Benefits section. We encourage you to set up regular contest practice sessions with your competitor. It is vital that your competitor studies the SkillsUSA Championships Technical Standards rules and regulations and practices each skill for the national competition. It is great to seek assistance from business and industry to evaluate work and provide feedback. This helps your competitor feel ready to compete. Be sure and check the [competition updates](#) page frequently for any important contest updates. Testing information along with resume upload instructions will be sent to your student's email address on file. The required competition attire for national events is outlined in the SkillsUSA Championships Technical Standards and SkillsUSA Official Attire is required for the Opening and Awards Sessions at NLSC.

Planning and Packing — Tips for Students:

- Take the time to think through what you will need, then pack accordingly
- Leave your itinerary with your family
- Tag your luggage inside and out
- Bring a cell phone (and charger) and download the NLSC app
- Save your advisor's cell phone number
- Have a valid travel ID and medical insurance card
- Bring comfortable shoes
- If you take prescription medicine, bring a supply with you
- No backpacks or large tote bags are allowed in the general sessions

Hotel Courtesies

SkillsUSA has a nationwide reputation for upholding high standards. This good reputation allows each of us to take pride in our organization. The following is a list of hotel courtesies and suggestions for students and advisors:

- Tipping:
 - Conference attendees should tip hotel staff if they assist with luggage or take luggage to the hotel rooms (\$1 per bag) and if they order room service (15-20% of the meal cost).
 - Conference attendees should tip for all full-service (sit down) meals in restaurants (15-20% of the meal cost).
- Both the SkillsUSA Code of Conduct and the rules of the hotel must be followed.
- Conference attendees should respect and obey hotel security staff, procedures and safety regulations including fire alarms, cleared stairwells, security doors and lighting, restricted areas or posted notices.
- Conference attendees should be considerate of all other guests in the hotel, keeping voices low in common areas such as the lobby, hallways and elevators.
- Conference attendees should keep their hotel room neat and their personal belongings organized, for the comfort of everyone staying in the room. Do not leave valuables in the hotel room.
- Conference attendees may not open hotel windows or throw objects out of windows (an offense subject to police action). Do not damage or remove items from the hotel room.

Fire Safety

The probability of you being involved in a hotel fire is remote but taking precautions and knowing what to do in an emergency is important to every traveler. You won't have time to plan during an actual emergency.

1. When you arrive in your hotel room, review the fire evacuation plan posted on the back of the door and read it carefully. If one is not posted, ask the front desk.
2. Find the two exits nearest your room. Check them to be sure they are unlocked.
3. Count the doors between your hotel room and the exits. This will allow you to find the exits even if the corridor is unlighted or becomes filled with smoke.
4. Take every alarm or unusual noise seriously. If you hear a smoke alarm, don't hesitate — act.
5. If fire is in your room, get out of the room and close the door. Report the fire immediately to the fire department and the front desk.
6. If the fire is not in your room, leave it if you can. Touch the door to test it for heat. If it's cool, brace your shoulder against the door and open it slowly. Be ready to close the door right away if there are flames on the other side. Stay low and crawl through the smoke to the exit; fresher air will be near the floor. Take your key so that you can return to your room if you can't use the exits.
7. If your room door is hot, don't open it as there could be fire on the other side.
8. Use wet towels or sheets to seal the cracks around the door. Turn off fans and air conditioners. Call the fire department even if you can see firefighters outside and give your exact location. Signal at your window and stay low to avoid smoke. Leave your window closed if you see smoke outside since smoke and fire may enter through the window. If there is smoke in the room and it is clear outside, try opening the window. Be sure to close the window immediately if more smoke enters your room.
9. Fire exits and stairwells are your best escape routes. Never use an elevator during a fire; the elevator could stop at the fire floor.

SkillsUSA Winners List and Winners Photos

SkillsUSA will announce winners on Friday night at the Awards Session, provide lists of winners to SkillsUSA state directors and then post winners on the SkillsUSA website immediately after NLSC. In addition, scores will be posted when available and these can be located using your contestant number.

SkillsUSA will post winners photos on the website after the national conference. These downloadable photos are taken backstage of all medalists as they go to collect their prizes.